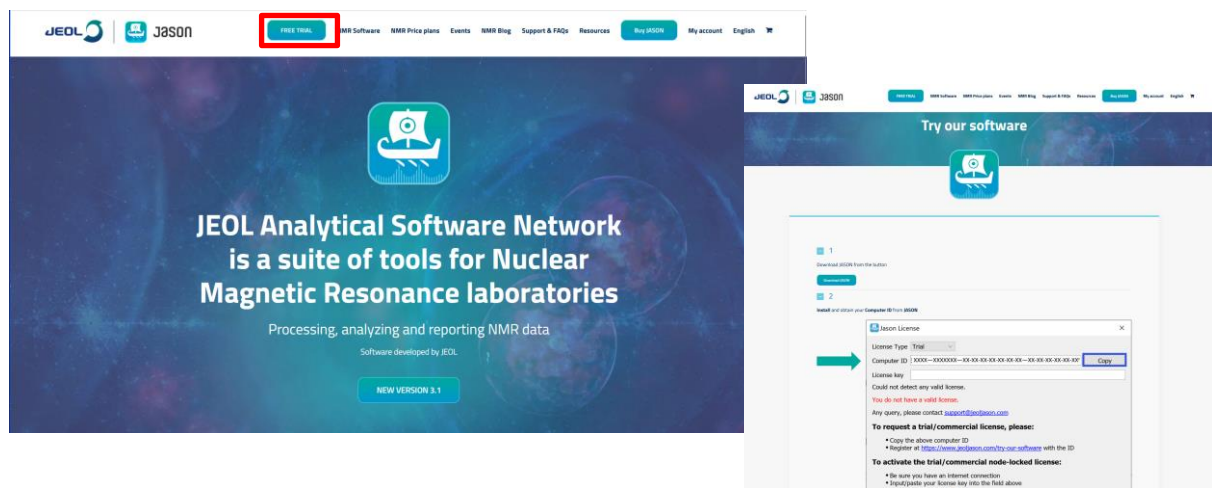




JASON (JEOL Analytical Software Network) is an NMR data analysis software developed by JEOL.

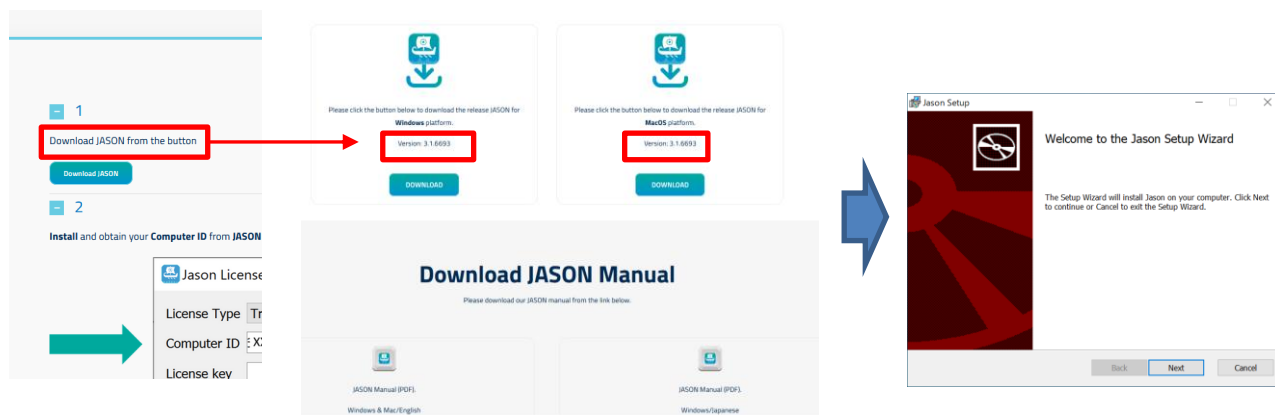
● Download JASON

First, go to JASON's website <https://www.jeoljason.com> and select the "Free Trial" button. From the page that opens, you can download the software and register for a trial license. (The trial version is free for 46 days.)



Click [DOWNLOAD JASON] and select the DOWNLOAD button according to the OS you are using. (Supported OS: Windows 10 version 1607+ and macOS 10.15 and above)

When the installer opens, the setup screen will appear, follow the instructions to install JASON.

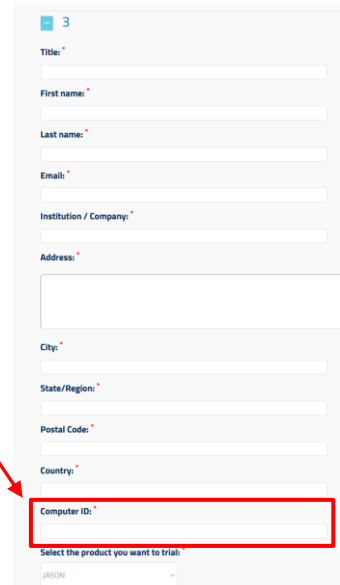
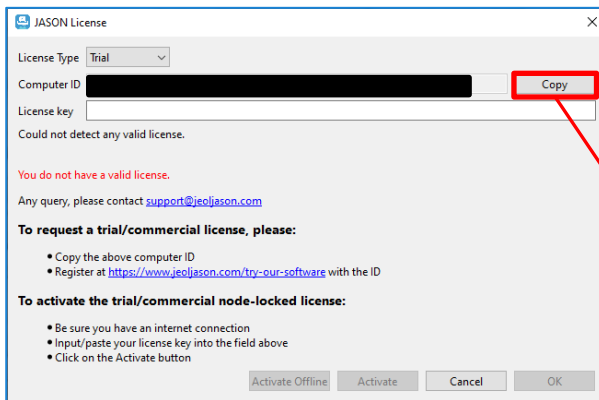


You can also download the manual from this page.



● Activate JASON

When you start JASON for the first time, a license screen will open. On this screen you will see Computer ID, copy the ID and enter it in the "Computer ID" field on the website Free Trial form. Fill in the other required fields and submit the form. You will receive a verification email which you must verify to receive your license.



Once the email you sent is verified, you will receive an email containing your license key. Enter the obtained license key and click the [Activate] button to activate JASON and use the trial version.

